

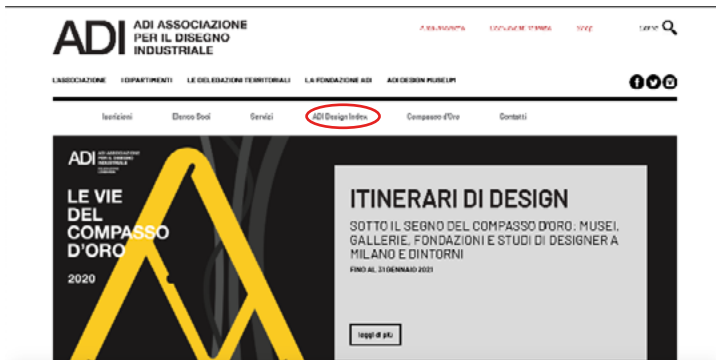


ADI DESIGN INDEX

Guida alla partecipazione



STEP 1

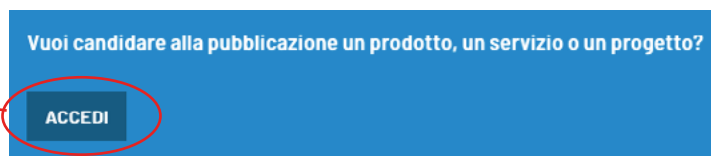


From the <http://www.adi-design.org> web site homepage, go to the “ADI Design Index” section



Among other things the menu on the left will give you access to details regarding thematic areas and the ADI Design Index Rules and Regulations

Once you have read all the necessary information it is possible to go to the registration online by clicking on “ACCEDE”





STEP 2

ADI ASSOCIAZIONE PER IL DISEGNO INDUSTRIALE

Shop Area riservata Comunicati stampa Cerca

L'ASSOCIAZIONE I DIPARTIMENTI LE DELEGAZIONI TERRITORIALI LA FONDAZIONE ADI

Iscrizioni Servizi Segreteria ADI Design Index Compagno d'Orto Elenchi Soci

ACCESSO PER UTENTI REGISTRATI E SOCI ADI

Se sei socio ADI usa il tuo nome e la Password per cui accedi al targa riservata del sito dell'associazione.

Email codice socio ADI Password Password persa?

ACCEDE

NON HAI UN ACCOUNT? REGISTRATI!

Email

PROSEGUI

If you already have a password

ADI MEMBER: log in using your member code and your password

NON ADI MEMBER: log in with the email address used for registration ("nome utente") and the password sent via email

If you are not an ADI member and this is your first access, go to registration and enter a valid email address to receive your password.

NOTE: the address entered will only be used for registration and access to the web site and will not appear on the application form

To reset your password click on "**Password persa**":

ADI MEMBERS: enter your member code (you can ask for it to the ADI secretariat office) and the email address entered on the membership form, the new password will be sent you via email.

NON SOCI ADI: enter the email address used for registration.



STEP 3

ADI DESIGN INDEX
ELENCO SCHEDE ADI DESIGN INDEX

Tutti gli INDEX

Non è stato creato nessun archivio, vai su "Nuova scheda" per cominciare.

NUOVA SCHEDA
ELENCO SCHEDE ADI DESIGN INDEX
LEGGI REGOLAMENTO
PROFILO PERSONALE
ESCI

Click on **"Nuova scheda"** to start filling in the form

ADI DESIGN INDEX
NUOVA SCHEDA

ADI DESIGN INDEX 2020
PRODOTTI/PROGETTI REALIZZATI NELL'ANNO 2019

DESIGN DEL PRODOTTO
DESIGN DELLA COMUNICAZIONE, DELLA RICERCA E DEI SERVIZI
TARGA GIOVANI

NUOVA SCHEDA
ELENCO SCHEDE ADI DESIGN INDEX
LEGGI REGOLAMENTO
PROFILO PERSONALE
ESCI

First select the ADI Design Index year in which you are taking part, then the category of form to be filled in.

Each category includes different thematic areas:

DESIGN DEL PRODOTTO
DESIGN DELLA COMUNICAZIONE, DELLA RICERCA E DEI SERVIZI
TARGA GIOVANI

Categoria tematica

Nome progetto

- Design per l'abitare
- ✓ Design per la persona
- Design per il lavoro
- Design dei materiali e dei sistemi tecnologici
- Design per la mobilità
- Food design

DESIGN DEL PRODOTTO
DESIGN DELLA COMUNICAZIONE, DELLA RICERCA E DEI SERVIZI
TARGA GIOVANI

Categoria tematica

Nome progetto

- ✓ Exhibition design
- Ricerca teorico, storico, critica
- Design per la comunicazione
- Design dei servizi
- Design per il sociale
- Ricerca per l'impresa



STEP 4

The form has 6 sections:

PRODUCT FORM: information about the product/project/service. Please, pay particular attention to the information regarding innovative features, technologies used during production and any patents and energy-saving certifications

IMAGES: you need to attach at least 5 images: .jpg, .png o .gif format (max 10Mb each), RGB method, 300 dpi definition, of about 10 cm per side; **video:** highly recommended a video description of the product, even if not professionally produced and lasting no more than 1 minute (insert the link to the video or to a dropbox folder); an **information document in .pdf** format (max 5Mb).

MANUFACTURER: details of the producer or client.

NB: The contact person refers to the person responsible for maintaining operational relationships with the ADI Design Index office, NOT a project collaborator and will not appear in the publication or in the communication material.

DESIGNER: individual designers or design studios/groups may be included.

To enter any other designers or design studios, click on "Add new designer".

NB: in the publication and in the communication material only the names entered in the field "Surname Name/Name" will appear; the contact person is not a project collaborator.

ANY OTHER COLLABORATOR WHO IS NOT THE PROJECT HOLDER:

collaborators will appear in the publication but will not be identified as named designers.



STEP 5

Bear in mind that the product/project/service must have been put into production during the year before the ADI DESIGN INDEX selection.

All materials submitted with the application may be published in the form in which they were sent.

Any errors may be corrected but only up to the month of July.

ADI bears no responsibility for any error in the printing of the book due to incorrect compilation of the application form.

The form may be saved as a draft at any time. Once all the mandatory fields have been filled in, it will be possible to save ("SALVA") permanently and to proceed with the application.

■ - ATTENZIONE!!! *

I dati (anagrafiche, dati tecnici, testi ecc.) inseriti e inviati con questa scheda sono quelli che saranno utilizzati per l'eventuale pubblicazione, così come segnalato al punto 5.2 del Regolamento ADI Design Index (<https://www.adi-design.org/adi-design-index.html>).

ADI non garantisce modifiche segnalate in una fase successiva.

- - Dichiaro che il prodotto è stato messo in produzione per la prima volta **nel corso dell'anno 2020**

✓ SALVA COME BOZZA

✓ SALVA

ADI DESIGN INDEX

ELENCO SCHEDE ADI DESIGN INDEX

Tutti gli INDEX					
Set	Protocollo	Anno	Nome	Tipologia	Categoria tematica
■	-	2020	entente	Design della comunicazione, della ricerca e dei servizi	Exhibition design
Bozza completata					

Salvare la scheda ora vuol confermare per la partecipazione alla selezione ADI Design Index spuntando il box di selezione. Premi il tasto "NUOVA SCHEDA" per assicurarsi con l'operazione.

Targa Giovanni: per i progetti grafici si prega di inviare una copia della tesi a Milano.
ADI Design Index - Targa Giovanni



After saving the form, select it and forward the application.



STEP 6

Chose the type of user. Different types correspond to different registration fees:

SELEZIONA LA TIPOLOGIA DI UTENTE PER INDIVIDUARE IL CORRETTO COSTO PER L'INVIO DEGLI ADI DESIGN INDEX

Tipologia utente

Associazione, ente, fondazione, istituzione, scuola
✓ Azienda, professionista, società di progettazione
Accademico, professionista, studente, un progetto/colazione

Totale selezionati 125,00 € (I.V.A. esclusa)

If the access to the website has been done as an ADI member, the system will already recognize the corresponding fee.

Fill in all the billing fields. If the access to the website has been done as an ADI member, the data will be uploaded directly from the form present in the database

Choose the method of payment:

Credit card: the system will immediately pass to the online payment section at the end of which an invoice will be sent immediately to the email address entered in the previous email field. The ADI Design Index Regulations, .pdf participation form and the disclaimer will be sent in a second email.

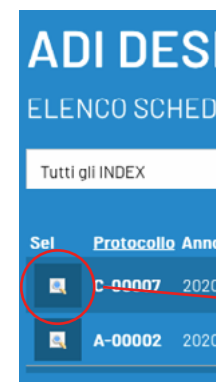
Bank transfer: the bank details to the transfer can be found in the order form. We cannot create a pro-forma invoice, but on the order form page it is possible to create a .pdf summary with all the data.



STEP 7

Once the email with the completed form has been received, the application can be considered closed only after the upload of the signed and stamped disclaimer. After payment the disclaimer arrives via email together with the participation rules and the .pdf form and can be uploaded.

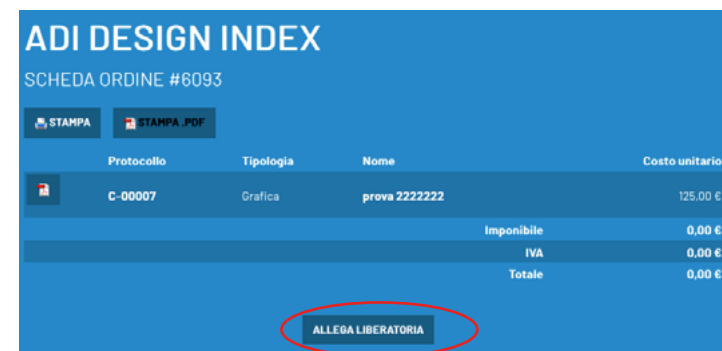
To upload the release, return to the site:



Click on the magnifying glass symbol near to the form protocol number.



NOTE: Past forms belonging to one account can be found all together in the menu “Elenco schede ADI Design Index”. A single year can be selected in the menu.



Click on “Allega liberatoria” and upload the .pdf file. The disclaimer will be attached to the order. It will be one for all forms uploaded

CONTACT US

www.adi-design.org

Secretariat

adidesignindex@adi-design.org

Tel.

02-49691166

02-47706184

02-49695694

[Pagina web Index](#)

Follow us on Facebook: [ADlassodesign](#)

